



# HC CAR GO

## Your Expert in Parts

# Plugs No. 1-129

1 R S L R 15, Ignition S B+, Sense L Warning light	28 D- DF D+ D- B-, Ground DF Field D+ Diodes, Warning light	55 L L Warning light	82 W 15DFM L S W Stator L 15, Ignition S B+, Sense DFM Field, output for computer	106 B+ D+ B+ B+, Battery D+ Warning light
2 E F A E B-, Ground F Field A Stator, W B+, Battery	29 D+ B+ D+ Warning light B+ B+, Battery	56 L W L Warning light W Stator	83 L I L Warning light I 15, Ignition	107 <del>Deleted</del> Replaced with PL57
3 L IG L Warning light IG 15, Ignition	30 S N IG S 15, Ignition N Stator, W L Warning light S B+, Sense	57 FR SIG LI RC A FR-LI Field, output for computer SIG-RC Signal, Control from computer A-A B+, Sense	84 DF DF Field	108 <del>Deleted</del> Replaced with PL72
4 L S L Warning light S B+, Sense	31 W D+ B+ W Stator D+ Warning light B+ B+, Battery	58 L IG L Warning light IG 15, Ignition	85 L S L Warning light S B+, Sense	109 <del>Deleted</del> Replaced with PL153
5 L R S L Warning light R 15, Ignition S B+, Sense	32 S IG S 15, Ignition IG B+, Sense L Warning light	59 N IG E DF N Stator, W E B-, Ground IG 15, Ignition DF Field	86 COM COM Communication w/ computer	110 15 W S L W S L S B+, Sense L Warning light W Stator S 15 Ignition
6 N F N Stator, W F Field	33 FR IG L FR Field, output for computer IG 15, Ignition L Warning light	60 IG C FR L IG 15, Ignition C Input from computer (reduces charging) FR Field, output for computer	87 L L Warning light	111 S L S B+, Sense L Warning light
7 L S L Warning light S B+, Sense	34 F E N B+ F Stator, W E B-, Ground N B+, Battery F Field	61 L DFM L Warning light DFM Field, output for computer	88 D- DF D+ D- B-, Ground DF Field D+ Diodes (Warning light)	112 L DFM L Warning light DFM Field, output for computer
8 S L S B+, Sense L Warning light	35 R F R Stator, Phase, W F Field	62 L I S L Warning light I 15, Ignition S B+, Sense	89 L R L Warning light R 15, Ignition	113 15 61E/L 15 Ignition 61E/L Warning light
9 R L R 15, Ignition L Warning light	36 S IG L S Warning light IG 15, Ignition L B+, Sense	63 L L Warning light	90 15 L 15 Ignition L Warning light	114 COM DFM COM Communication w/ computer DFM Field, output for computer
10 IG L IG 15, Ignition L Warning light	37 F N E F Stator, W N B-, Ground E Field	64 FR L FR Field, output for computer L Warning light	91 L DFM L Warning light DFM Field, output for computer	115 L FR L Warning light FR Field, output for computer
11 IG L IG 15, Ignition L Warning light	38 P F E P Field F B-, Ground E Stator, Phase, W	65 C G F L C Input from computer (reduces charging) G Field, output for computer F 15, Ignition L Warning light	92 S IG L S B+, Sense IG 15, Ignition L Warning light	116 I FR A I Warning light FR Field, output for computer A B+, Sense
12 S IG L S B+, Sense IG 15, Ignition L Warning light	39 S L S B+, Sense L Warning light	66 S L FR S B+, Sense L Warning light FR Field, output for computer	93 F1 F2 F1 Field (Brush 1) F2 Field (Brush 2)	117 I D A I 15 / Warning light D Dummy A B+, Sense
13 C IG L C Input from com. (reduces charging) IG 15, Ignition L Warning light	40 IG C L C Input from computer (reduces charging) IG 15, Ignition L Warning light	67 L IG M L Warning light IG 15, Ignition M Field, output for computer	94 F L E F F Warning light L B-, Ground E Stator	118 P L S P W, Stator L Warning light S 15, Ignition S B+, Sense
14 S FR IG L S B+, Sense FR Field, output for computer IG 15, Ignition L Warning light	41 L IG L Warning light IG 15, Ignition	68 G S L F G Input from computer (reduces charging) S B+, Sense L Warning light F Field, output for computer	95 L IG C L Warning light IG 15, Ignition C Input from computer	119 P L F S P W, Stator L Warning light F Field, output for computer S B+, Sense
15 N E F N B-, Ground E Field F Stator, W	42 L IG S L Warning light IG 15, Ignition S B+, Sense	69 L G F L Warning light G 15, Ignition F Field, output for computer	96 F1 F2 F1 Field (Brush 1) F2 Field (Brush 2)	120 A D I A B+, Sense D Dummy I 15 / Warning light
16 N E F N B-, Ground E Field F Stator, W	43 S IG S B+, Sense IG 15, Ignition	70 B+ D+ W B+ B+, Battery D+ Warning light W Stator	97 L L Warning light	121 W L W Stator L Warning light
17 P F E P B-, Ground F Field E Stator, W	44 P L F S P Stator, Phase, W L Warning light F Field, output for computer S B+, Sense	71 B+ D+ DF B+ B+, Battery D+ Warning light DF Field, output for computer	98 <del>Deleted</del> Replaced with PL57	122 S I L P S B+, Sense I 15, Ignition L Warning light P W, Stator
18 P F E P Field F B-, Ground E Stator, W	45 DF D+ DF Field, output for computer D+ Diodes, Warning light	72 L DF/DFM L Warning light DF/DFM Field, output for computer	99 R L R 15, Ignition L Warning light	123 2 1 L L Warning light
19 L S IG L Warning light S B+, Sense IG 15, Ignition	46 F L F Field, output for computer L Warning light	73 S L S B+, Sense L Warning light	100 L L Warning light	124 2 1 COM COM Communication w/ computer
20 L S IG L Warning light S B+, Sense IG 15, Ignition	47 S IG L S B+, Sense IG 15, Ignition L Warning light	74 L IG FR L Warning light IG 15, Ignition FR Field, output for computer	101 S C IG S B+, Sense C Input from computer IG 15, Ignition	125 COM COM Communication w/ computer
21 F N B F Field N Stator, W B B+, Battery	48 L DF L Warning light DF Field, output for computer	75 DFM L DFM Field, output for computer L Warning light	102 F1 F2 F1 Field (Brush 1) F2 Field (Brush 2)	126 L L Warning light
22 D+ B+ B+ D+ Warning light B+ B+, Battery	49 A S I A B+, Sense S Stator, Phase, W (Connect to small separate stator terminal on alternator) I 15 / Warning light	76 F L F Field, output for computer L Warning light	103 L DFM L Warning light DFM Field, output for computer	127 DFM L DFM Field, output for computer L Warning light
23 W D+ W Stator D+ Warning light	50 W L W Stator L Warning light	77 L IG/R L Warning light IG/R 15, Ignition	104 L DF L Warning light DF Field, output for computer	128 L IG P L Warning light IG 15, Ignition S/P Stator, Phase, W
24 P L I S P Stator, Phase, W L Warning light I 15, Ignition S B+, Sense	51 I S A I 15 / Warning light S Stator, Phase, W (Connect to small separate stator terminal on alternator) A B+, Sense	78 S DFM IG L S B+, Sense DFM-M Field, output for computer IG 15, Ignition L Warning light	105 PHIN B+ D+ B+ B+, Battery D+ Warning light PHIN Input from computer	129 COM COM Communication w/ computer
25 D+ DF D- D+ Warning light DF Field D- B-, Ground	52 15 61E 15 Ignition 61E Warning light	79 L L Warning light		
26 L L Warning light	53 S I L P S B+, Sense I 15, Ignition L Warning light P Stator, Phase, W	80 <del>Deleted</del> Replaced with PL78		
27 L + L Warning light + 15, Ignition	54 P D P Stator, Phase, W D Driver, Control from computer	81 L DFM S L Warning light DFM Field, output for computer S B+, Sense		










































































# HC CAR GO

Your Expert  
in Parts

## Plugs No. 130-198

130  B+ B+, Battery D+ Warning light DFM Field, output for computer	157  L Warning light I 15, Ignition	184  L Warning light FR Field, output for computer
131  COM Communication w/ computer	158  L Warning light S B+, Sense	185  N Stator, W IG 15, Ignition D+ Warning light
132  COM Communication w/ computer	159  L Warning light FR Field, output for computer	186  S B+, Sense IG 15, Ignition L Warning light
133  L Warning light FR Field, output for computer	160  S B+, Sense L Warning light	187  S B+, Sense F Field, output for computer L Warning light P Stator, Phase, W
134  L Warning light IG 15, Ignition	161  CDM Computer	188  F Field, output for computer L Warning light
135  F1 Field (Brush 1) F2 Field (Brush 2)	162  L Warning light	189  F Field, output for computer L Warning light P Stator, Phase, W
136  LI Field, output for computer RC Signal from computer LIRC BVS Battery Voltage sense	163  L Warning light S B+, Sense C Input from computer (reduces charging)	190  CM Parallel com. LS Electromagnetic shielding S1 Parallel com. COM <=> Engine control unit S Parallel com.
137  COM Communication w/ computer	164  D Dummy G Input from computer (reduces charging) F Field, output for computer L Warning light	191  DFM Field, output for computer L Warning light
138  S B+, Sense L Warning light	165  F1 Field (Brush 1) F2 Field (Brush 2)	192  L Warning light FR Field, output for computer
139  P Stator, Phase, W D Driver, Control from computer	166  LIN Computer	193  COM Communication w/ computer IG 15, Ignition FR Field, output for computer M Field, output for computer L Warning light
140  D+ Warning Light W Stator	167  G 15, Ignition L Warning light C Input from computer (reduces charging) F Field, output for computer	194  R 15, Ignition L Warning light
141  15 Ignition 61E Warning light W Stator	168  D Dummy L Warning light D Dummy	195  R 15, Ignition L Warning light N Stator, W
142  F Field B+ B+, Battery N Stator, W	169  P Stator, Phase, W IG 15, Ignition L Warning light	196  D Dummy I 15, Ignition L Warning light P Stator, Phase, W
143  S B+, Sense I 15, Ignition L Warning light P Stator, Phase, W	170  D Dummy I 15, Ignition L Warning light	197  L Warning light S B+, Sense
144  S B+, Sense L Warning light	171  L Warning light M Field, output for computer	198  D Dummy D Dummy FR Field, output for computer L Warning light
145  I 15, Ignition S B+, Sense	172  C Input from computer (reduces charging) FR Field, output for computer L Warning light	
146  RLO IG 15, Ignition DFM-M Field, output for computer L Warning light	173  L Warning light	
147  L Warning light DFM Field, output for computer	174  LIN Computer	
148  W Stator L Warning light	175  F Field, output for computer L Warning light P Stator, Phase, W	
149  L Warning light	176  C Input from computer (reduces charging) L Warning light FR Field, output for computer	
150  LIN Computer	177  S B+, Sense F Field, output for computer	
151  G Input from computer (reduces charging) R 15, Ignition L Warning light F Field, output for computer	178  DFM Field, output for computer L Warning light	
152  W Stator L Warning light	179  P Stator, Phase, W L Warning light IG 15, Ignition	
153  F1 Field (Brush 1) F2 Field (Brush 2)	180  F Field, output for computer L Warning light	
154  LIN/COM Communication w/ computer	181  LIN-2 Computer	
155  IG 15, Ignition R 15, Ignition L Warning light	182  W Stator L Warning light 15 15, Ignition S B+, Sense	
156  Deleted	183  W Stator D+ Warning light	

